


## 200W constant Voltage-LS Series



■ Approve

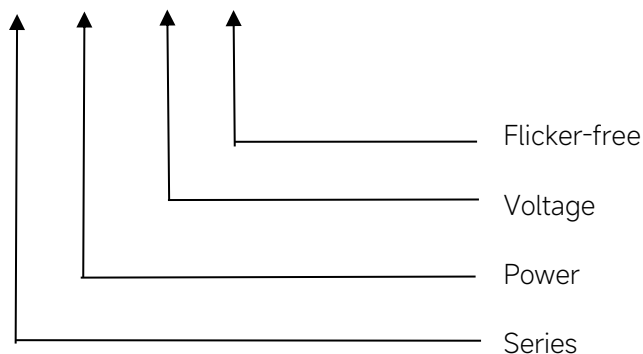


### ◆ Description

LS-200-XX LI EXC is a 200W constant voltage LED driver that operates from 198-264Vac input with 24V or 48V output voltage. With it's compact dimensions from 318 X 45 X 30mm. It is easy to integrate in LED strips products. To ensure trouble-free operation, protection is provided against output short circuit and over Load.

### ◆ Model code

LS-200-XX LI EXC



### Features

- For luminaries of protection Class II, SELV, Independent
- Input Voltage 220-240VAC
- Protections: SCP/OLP/OTP
- Power Factor:  $\geq 0.95$  (Typ.)
- Efficiency:  $\geq 93\%$  (Typ.)
- 5 years warranty

### Applications

- LED strips

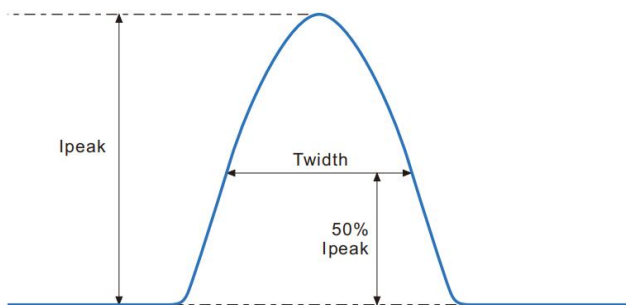
## ◆ Specification

Output	Constant Voltage	24VDC	48VDC
	Current Range	0-8.33A	0-4.17A
	Voltage Accuracy	±5%	
	Output HF current ripple(≥1KHz)	±5%	
	Output LF current ripple(≤120Hz)	±5%	
	SVM	≤0.4	
	Pst	≤1	
	Efficiency(Typ.)	≥93%@Full load,230V	
Input	Rated input voltage	220-240VAC	
	Range of input voltage	198-264VAC	
	Frequency(Hz)	50/60 Hz	
	Displacement factor	≥0.9	
	Power Factor	≥0.95@Full load,230V	
	Input Current max	1.3A	
	Start-up time	< 0.5S	
	No Load Power	≤0.5W	
	THD (Typ.)	< 10%@Full load,230V	
Protection	Over Load Protection	105-150%	
		YES/Auto Resume	
	Short circuit Protection	YES/Auto Resume	
	Over Temperature Protection	Ta≥60°C,@Full load	
		YES/Auto Resume	
capability	Surge capability (L-N)	1KV	
	Surge capability (L/N-Ground)	NA	
Environment	Operating Temperature	-20°C~+45°C	
	Humidity	20%-90%RH	
	Tc	80°C	
	Storage Temperature	-20°C~+60°C	
	Life time	> 50000h@Tc=80°C	
	Noise	≤25dB(A)@20cm	
Surface	Dimension	318x45x30(LXWXH)mm	
	material	PC	
Standards	Safety	GB19510. 1, GB19510. 14;IEC61347- 1, IEC61347-2- 13;EN61347- 1, EN61347-2-13;EN62384;	
	EMC	GB/T17743, GB17625. 1;EN55015, EN61000-3-2, EN61000-3-3, EN61547;EN61000-4-5;EN61000-4-2,3,4,5,6,8,11, EN61547	
	Energy Efficiency	Erp2.0 EU 2019/2020	

	RoHS	RoHS (2011/65/EU) (EU)2015/863
Note	<p>1.All parameters NOT specially mentioned are measured at 240VAC input , full load and 25°C of ambient temperature.</p> <p>2.Ripple &amp; Noise are measured at 20MHz of bandwidth by using a 300mm twisted pair-wire terminated with a 0.1uF &amp; 47 uF parallel capacitor.</p> <p>3.The efficiency testing will be affected by the instrument used and the results may also be different.</p> <p>4.The DC input for this product is only used for emergency lighting and applies to functional and safety requirements, EMC is not considered.</p> <p>5.EL compatible with IEC 61347-2-13 Annex J, compatible with EN 60598-2-22 emergency lighting fixtures, compatible with EN 50172 central battery system applications.</p> <p>6.All Eaglerise power supply are complied with EMI regulations. Since they are belong to component and will be installed inside system enclosure. When they are integrated into a system, the EMI characteristics of the system must be re-verified again.</p>	

## ◆ Inrush Current

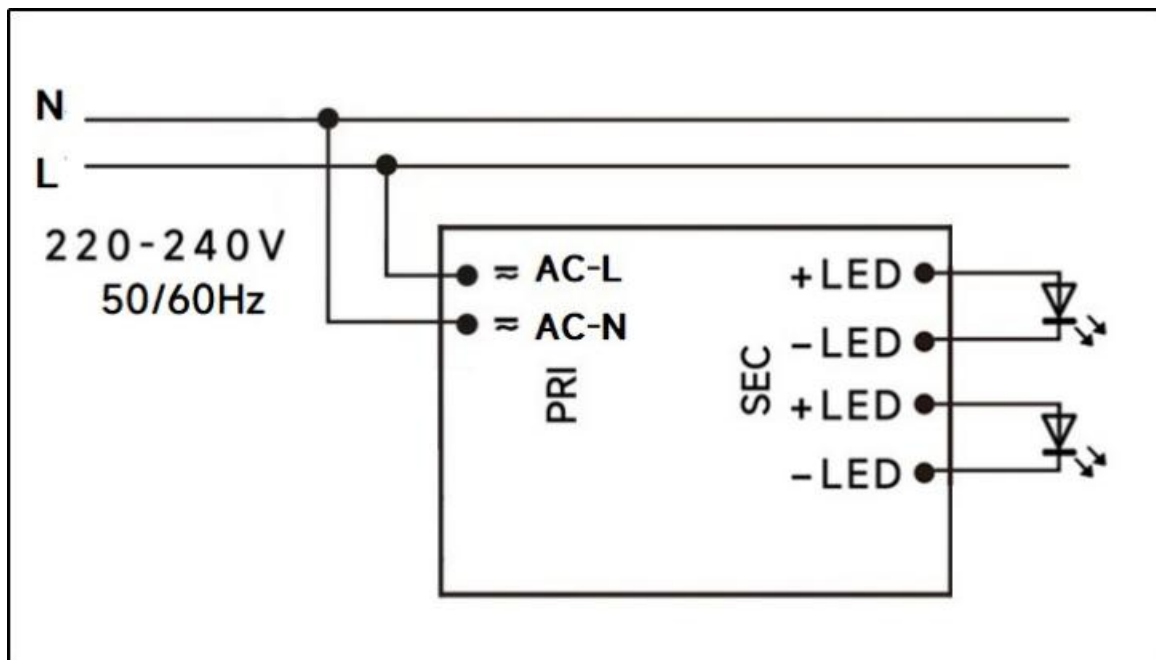
$I_{peak}$	Twidth	B10	B16	B20	C10	C16	C20
37.2A	400μs	5pcs	8pcs	10pcs	6pcs	9pcs	12pcs



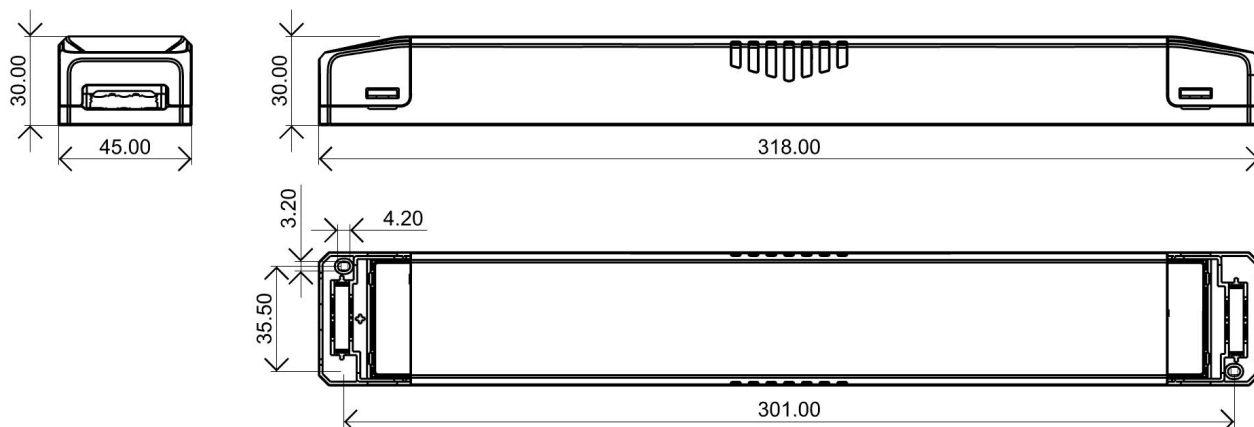
### Remarks:

- 1.The number of drives mounted under different MCBs in the table is the maximum value. Please do not exceed this number during installation.
- 2.Different brands and models of miniature circuit breakers, the number of drives mounted will be slightly different.

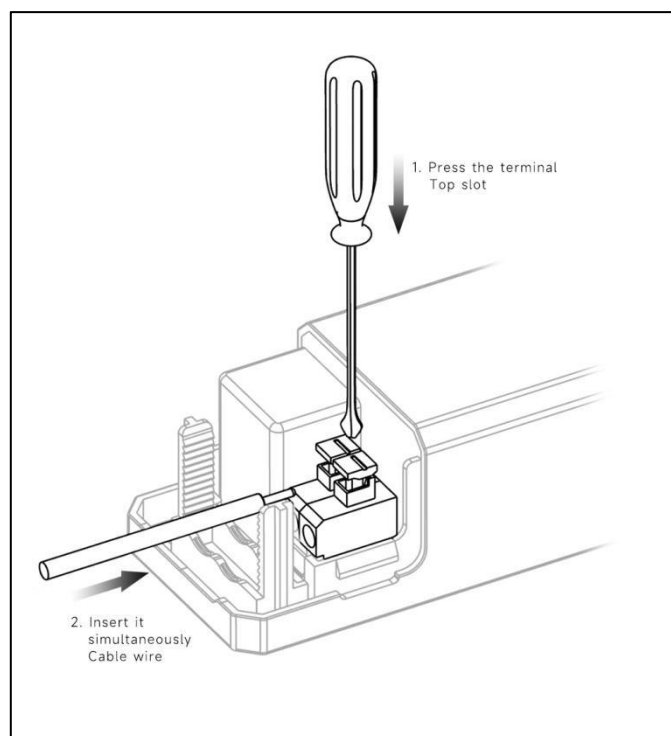
# ◆ Wiring diagram



◆ 2D diagram



Terminal

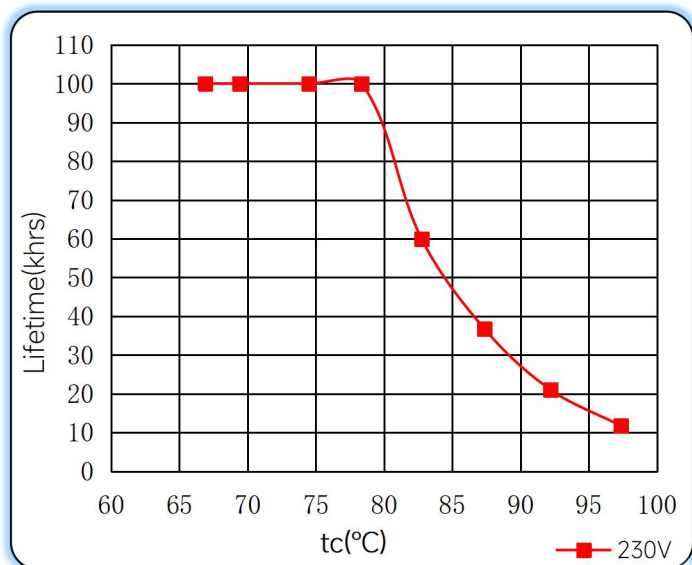


## ◆ Wiring & Connections

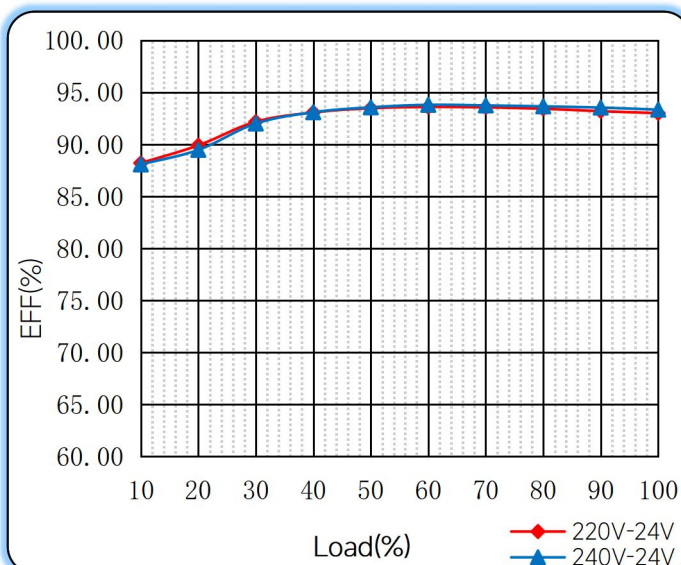
Specification item		Value (Unit )
Input	Input wire cross-section	0.5...1.5 mm <sup>2</sup>
	Input wire gauge.	16...20 AWG
	Input wire strip length	7...9mm
Output	Output wire cross-section	0.5...1.5 mm <sup>2</sup>
	Output wire gauge.	16...20 AWG
	Output wire strip length	7...9mm

## ◆ Curve for LS-200-24 LI EXC

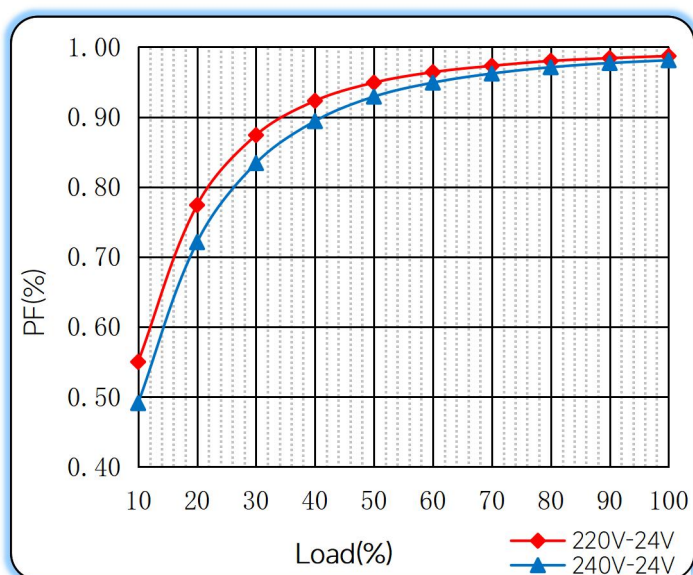
Lifetime vs. Temperature Curve



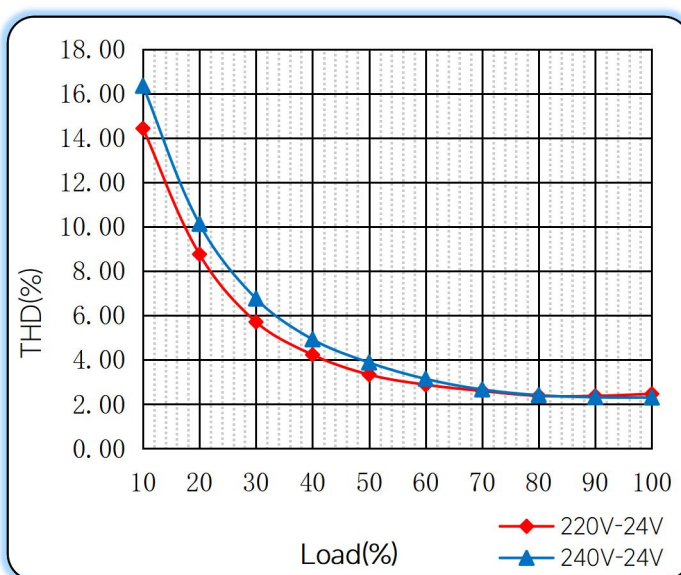
Efficiency vs. Load



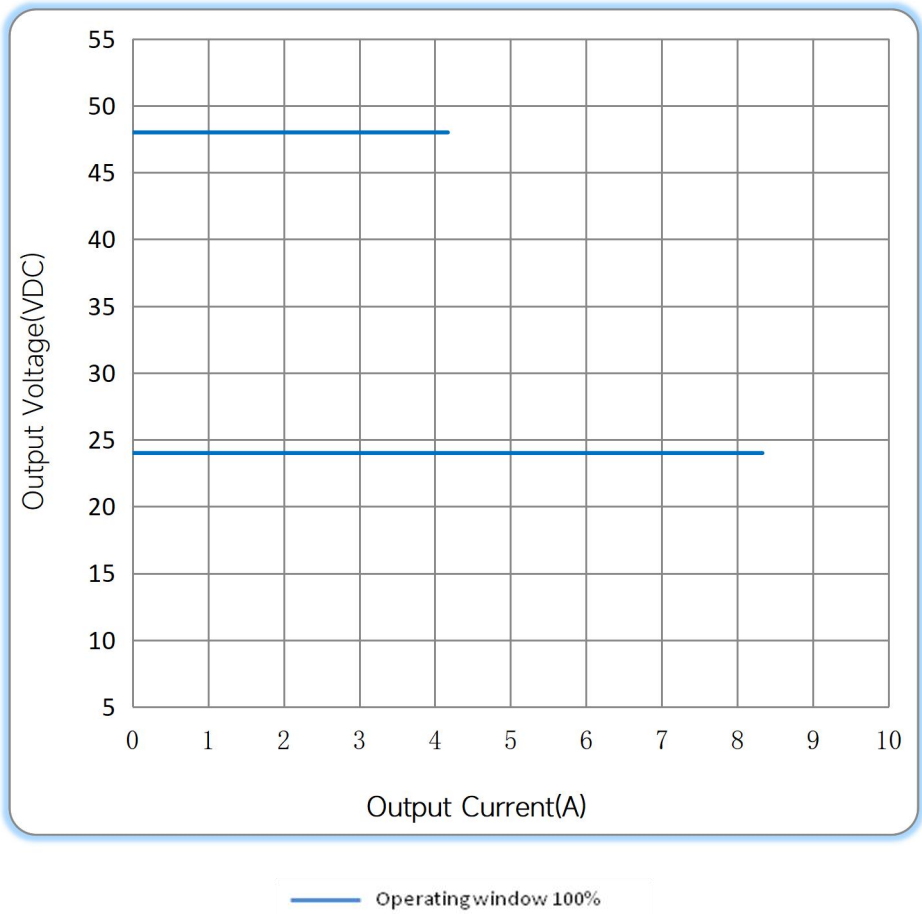
Power Factor Characteristics



THD vs. Load



◆ Operating window



◆ Revision Updates

ITEM	BEFORE	AFTER	VERSION	DATE
Initial			A	2024/03/02
Tc/THD	90°C/15%	85°C/10%	B	2024/11/18
Wiring diagram		Update	C	2025/11/20

Remark:The final interpretation of the contents of the specification belongs to Eaglerise Electric & Electronic (China) Co., Ltd.

Tel: +86-0757-86256822, +86-0757-86256831

E-mail: sales@eaglerise.com

Website : <https://lighting.eaglerise.com>

